

*jolla*

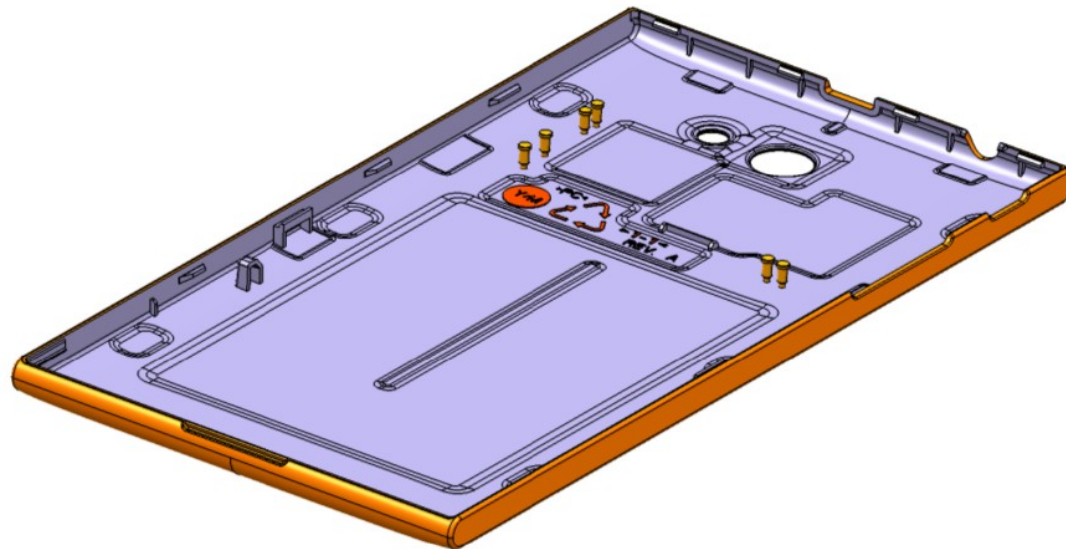
# Specifikace

- Qualcomm 1.4 GHz Dualcore
- 16 GB / 1 GB / uSD
- GSM / 3G / 4G LTE
- 4.5" 960x540
- 2MPix, 8MPix + LED blesk
- Wifi b/g/n, BT, AGPS, Glonass, USB2.0
- Gyro, kompas, akcelerometry, RGB led
- Aktivní potlačování šumu
- 2100 mAh



# The Other Half

- Ambience Cover
- External Charger Cover
- Bluetooth Cover
- Generic I2C device



# TOH - Ambience

- I am first one
- Makia
- Angry Birds

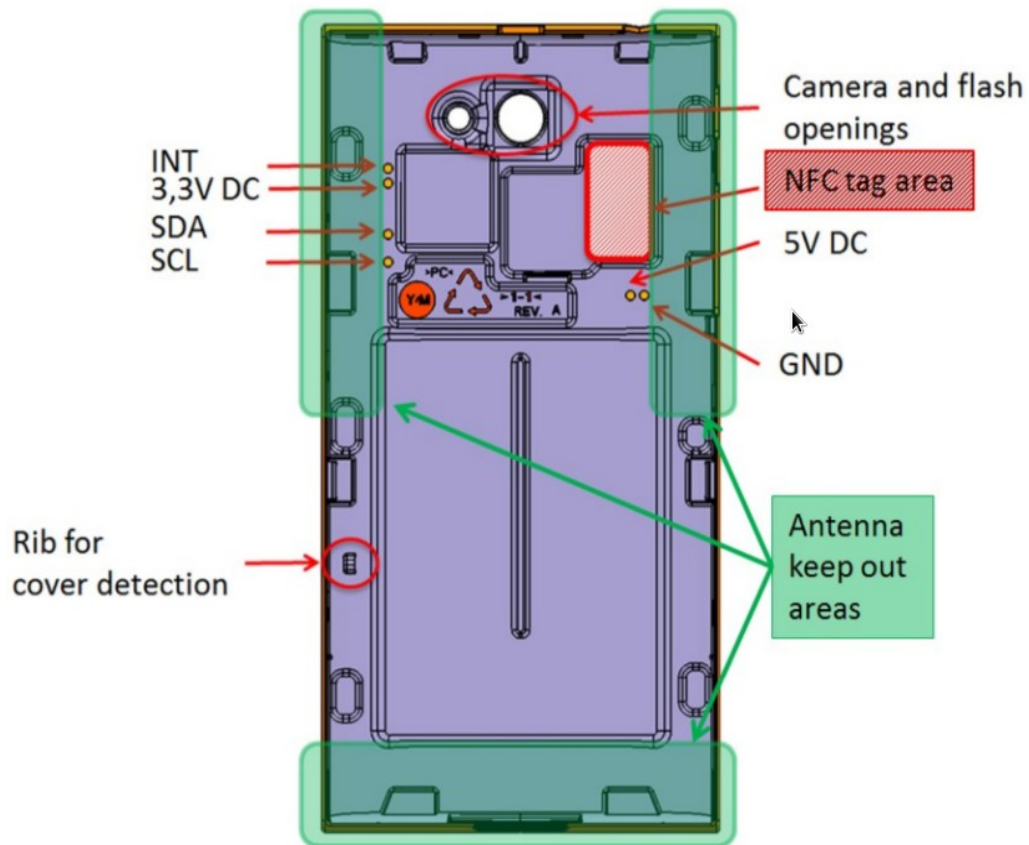
```
{  
  "translationCatalog"      : "ambience-template",  
  "displayName"             : "ambience-template-name",  
  "ringerToneFile"          : { "file": "template-ringtone.wav", "enabled": 1 },  
  "messageToneFile"         : { "file": "template-message.wav", "enabled": 1 },  
  "mailToneFile"            : { "file": "template-email.wav", "enabled": 1 },  
  "internetCallToneFile"    : { "file": "template-im.wav", "enabled": 1 },  
  "chatToneFile"            : { "file": "template-chat.wav", "enabled": 1 },  
  "calendarToneFile"        : { "file": "template-calendar.wav", "enabled": 1 },  
  "clockAlarmToneFile"      : { "file": "template-alarm.wav", "enabled": 1 },  
  "wallpaper"               : "template.jpg",  
  "highlightColor"          : "#FF9D80",  
  "secondaryHighlightColor" : "#FF9D8099",  
  "primaryColor"            : "#FFFFFF",  
  "secondaryColor"          : "#FFFFFF99",  
  "ringerVolume"            : 70,  
  "favorite"                 : true  
}
```



# TOH – External Charging



# TOH – Generic I2C device



- 5V DC input pin (1000mA max)
- VDD - 3,3V DC output pin (300mA max)
- SDA – I2C data (1,8V level)
- SCL – I2C clock, frequency 400kHz (1,8V level)
- INT – Signal for interrupt host system (1,8V level)
- GND – Ground of signal and power



# TOH – OLED





# TOH – OLED



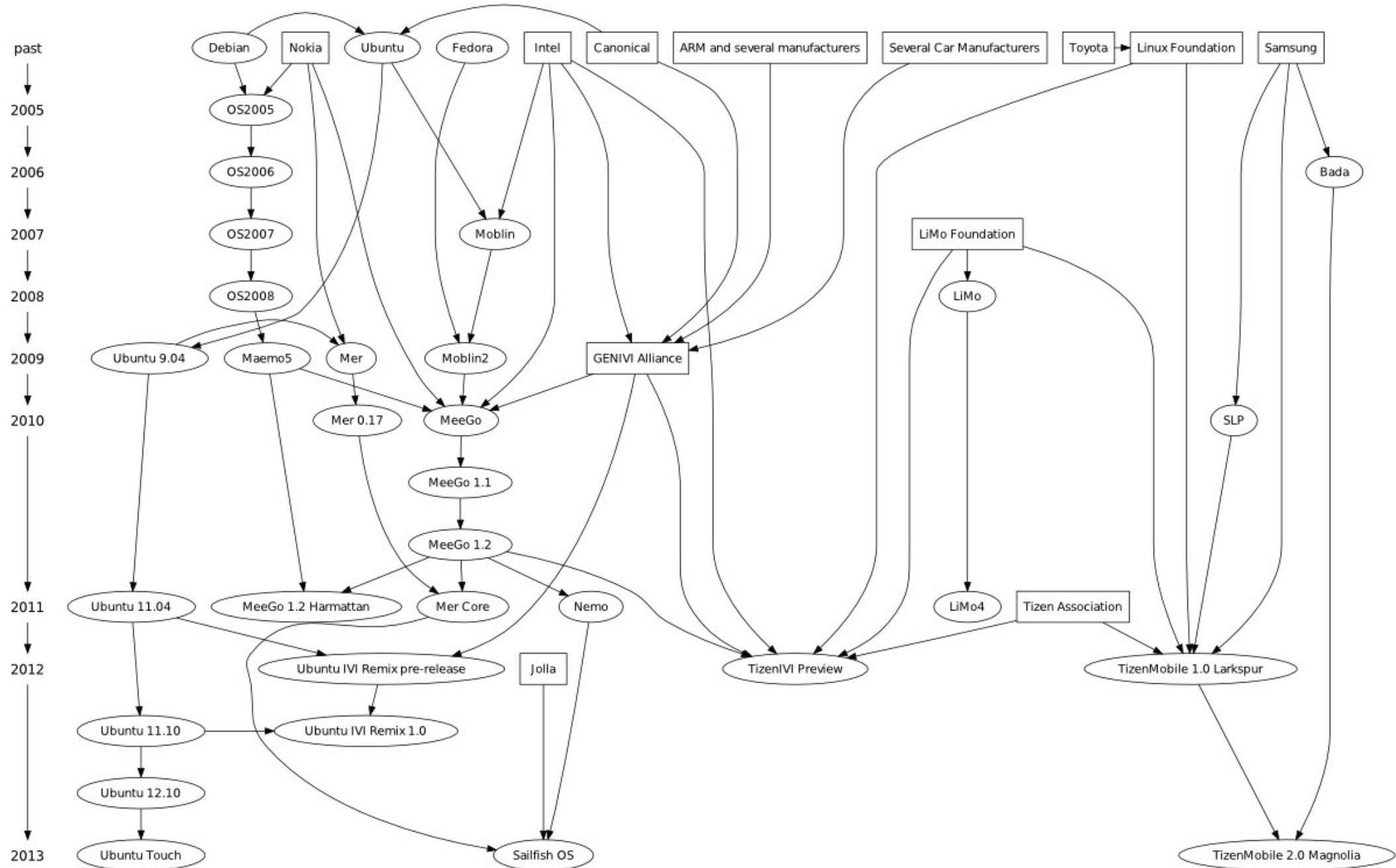
# TOH – Klávesnice



# TOH – objektiv



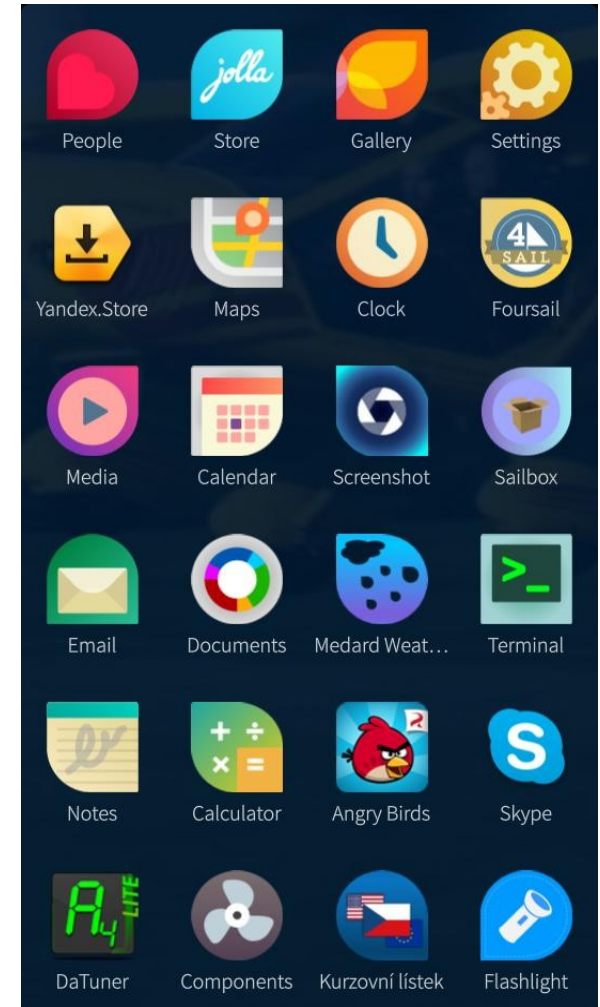
Maemo » MeeGo » Mer » Sailfish



Tizen History (In Construction March, 2013)

# Software

- btrfs
- Wayland + libhybris + lipstick
- systemd
- Qt 5.1-git + Silica
- Android kernel 3.4
- Podpora Android VM 4.2



# Applications

- Qt 5.2 + QML 2.0
  - C++
  - časem Python
- rpm
- vlastní UI komponenty
- systém ovládaný gesty



# Oficial harbour policies


- žádné závislosti
- nepoužívat nefinální API
  - spousta funkcí nemá finální API
- všechno běží pod uživatelem nemo
- žádný cron/service file
- potřebujete-li knihovnu, bundlujte





# OpenRepo

- komunitní repositáře
- nahraj binární RPM a čekej
- žádné QA
- jen binárky, zdrojáky nejsou povinné
- klidně service, cron
- klidně sudo bez hesla pro každého...
- co uživatel, to repo



# Software stack





ALL UNANSWERED FOLLOWED

search, ask or submit idea



ASK / SUBMIT

18

recovery os firmware flashing images

Please make available tools for operating system recovery. The part of developer community may be scared to test their software because of risk of bricking the device without any chance to fix it. It would be nice to have everything with source code in future. The binary images could help some developers also.

asked Jan 15 '14  
xmlich02  
486 8 12 16  
<http://www.fit.vutbr.cz/~...>



As I understand there could be some business reason to not publish OS images and flashing tools. From business point of view, every contract could be modified. From engineering point of view, every OS/tooling part could be replaced with opened alternative.

[edit](#) [retag](#) [flag offensive](#) [close](#) [delete](#)

[add a comment](#)

1 Answer

Sort by » oldest newest most voted

2

For legal reasons that is not possible. But next update will have new recovery image which should lower the risk of bricking.

answered Jan 15 '14  
rainisto  
1861 17 35 47  
jolla moderator

[edit](#) [flag offensive](#) [delete](#) [link](#)

- 2 Legal reasons should be solved. Why it is not possible? Other companies does that. [x](#)  
xmlich02 (Jan 15 '14) [edit](#) [convert to answer](#)
- 1 See this post [x](#)  
lomo (Jan 15 '14) [edit](#)

Question tools

Following

2 followers

[subscribe to rss feed](#)

Stats

Asked:	Jan 15 '14
Seen:	199 times
Last updated:	Jan 15

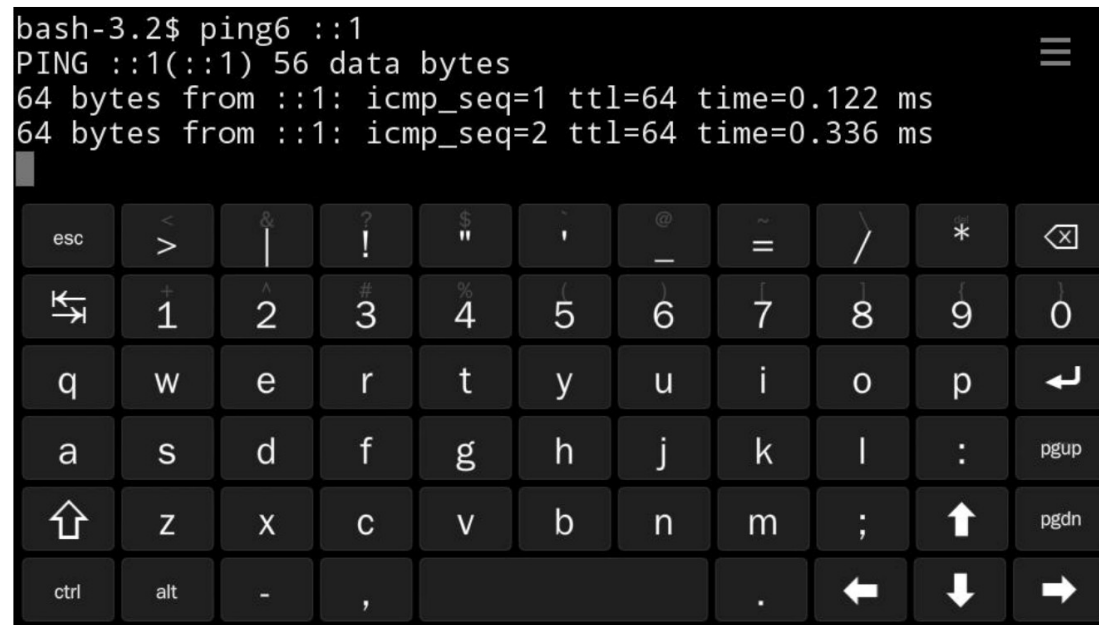
Related questions

- SD-recovery option
- What features would you like to see in the future for Recovery Menu?
- What means LED blinking red? [closed]
- Would it be legal for Jolla to sell "Sailfish OS to any device" service? [closed]
- I can run btrfs recovery is not in "fastboot mode"? [closed]
- What does "Reset device" actually do?

# Developer mode

- jedna položka v nastavení
- root out of the box
- devel-su
- ssh – po kabelu i wifi

```
bash-3.2$ ping6 ::1
PING ::1(::1) 56 data bytes
64 bytes from ::1: icmp_seq=1 ttl=64 time=0.122 ms
64 bytes from ::1: icmp_seq=2 ttl=64 time=0.336 ms
```

A terminal window with a black background and white text. The terminal shows the command 'bash-3.2\$ ping6 ::1' and its output: 'PING ::1(::1) 56 data bytes', '64 bytes from ::1: icmp\_seq=1 ttl=64 time=0.122 ms', and '64 bytes from ::1: icmp\_seq=2 ttl=64 time=0.336 ms'. A cursor is visible on the line following the last output. The terminal window is overlaid on a virtual keyboard with dark keys and white text. The keyboard includes function keys like 'esc', 'ctrl', 'alt', and navigation keys like 'pgup', 'pgdn', and arrow keys. A hamburger menu icon is visible in the top right corner of the terminal window.

# Komunita



**@xmlich02**



**@Imiskal**



**@Jolla\_CZ\_SK**



**@JollaHQ**

<http://elinux.org/Jolla>

[http://lists.dolphinaric.org/cgi-bin/mailman/listinfo/  
#jollamobile](http://lists.dolphinaric.org/cgi-bin/mailman/listinfo/#jollamobile); #sailfishos at freenode